


叠层片式高 Q 陶瓷电感—HQ-Q 系列

Multilayer High Q Chip Ceramic Inductor—HQ-Q Series



工作温度
Operating Temp

- 55°C ~+125°C (Including self-heating)

特征
Features

- ◆ 迭层独石结构、高度可靠性
- ◆ 高自谐频率
- ◆ 良好的可焊性和耐焊性
- ◆ 与绕线电感相当的高 Q 值
- ◆ Monolithic structure for high reliability
- ◆ High self-resonant frequency
- ◆ Excellent solderability and high heat resistance
- ◆ High Q value correspond to wire wound inductor

用途
Applications

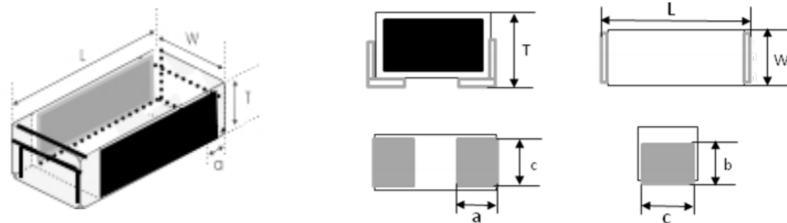
- ◆ 通讯电子设备等的射频线路
- ◆ 移动电话等电子设备
- ◆ 蓝牙, 无线网
- ◆ RF circuit in telecommunication and other equipments
- ◆ Mobile phones and other electronic devices
- ◆ Bluetooth, W-LAN

产品型号
Product Identification

1	2	3	4	5	6	7
HQ	0402	Q	3N9	B	T	01

1	2	3																								
<p>分类 Type</p> <table border="1"> <tr> <td>HQ</td> <td>片式高 Q 电感 High Q Chip Inductor</td> </tr> </table>	HQ	片式高 Q 电感 High Q Chip Inductor	<p>外形尺寸 (L×W) (mm) External Dimensions (L×W) (mm)</p> <table border="1"> <tr> <td>0201 [008004]</td> <td>0.25×0.125</td> </tr> <tr> <td>0402 [010005]</td> <td>0.4×0.2</td> </tr> <tr> <td>0603 [0201]</td> <td>0.6×0.3</td> </tr> </table>	0201 [008004]	0.25×0.125	0402 [010005]	0.4×0.2	0603 [0201]	0.6×0.3	<p>特征代号 Characteristics Code</p> <table border="1"> <tr> <td>Q</td> </tr> </table>	Q															
HQ	片式高 Q 电感 High Q Chip Inductor																									
0201 [008004]	0.25×0.125																									
0402 [010005]	0.4×0.2																									
0603 [0201]	0.6×0.3																									
Q																										
4	5	6																								
<p>公称电感量 Nominal Inductance</p> <table border="1"> <tr> <th>Example</th> <th>Nominal Value</th> </tr> <tr> <td>3N9</td> <td>3.9nH</td> </tr> <tr> <td>10N</td> <td>10nH</td> </tr> <tr> <td colspan="2">※N=nH</td> </tr> </table>	Example	Nominal Value	3N9	3.9nH	10N	10nH	※N=nH		<p>电感公差 Inductance Tolerance</p> <table border="1"> <tr> <td>W</td> <td>±0.05nH</td> </tr> <tr> <td>B</td> <td>±0.1nH</td> </tr> <tr> <td>C</td> <td>±0.2nH</td> </tr> <tr> <td>S</td> <td>±0.3nH</td> </tr> <tr> <td>H</td> <td>±3%</td> </tr> <tr> <td>J</td> <td>±5%</td> </tr> </table>	W	±0.05nH	B	±0.1nH	C	±0.2nH	S	±0.3nH	H	±3%	J	±5%	<p>包装 Packing</p> <table border="1"> <tr> <td>T</td> <td>纸带 Paper Tape</td> </tr> <tr> <td>P</td> <td>塑带 Plastic Tape Carrier Package</td> </tr> </table>	T	纸带 Paper Tape	P	塑带 Plastic Tape Carrier Package
Example	Nominal Value																									
3N9	3.9nH																									
10N	10nH																									
※N=nH																										
W	±0.05nH																									
B	±0.1nH																									
C	±0.2nH																									
S	±0.3nH																									
H	±3%																									
J	±5%																									
T	纸带 Paper Tape																									
P	塑带 Plastic Tape Carrier Package																									
		7																								
		<p>系列代号 Serial Code</p> <table border="1"> <tr> <td>01</td> </tr> </table>	01																							
01																										

外观尺寸
Shape and Dimensions



Type	L	W	T	a	b	c
0201 [008004]	0.25±0.013 [.010±.0005]	0.125±0.008 [.005±.0003]	0.2±0.013 [.008±.0005]	0.075±0.025 [.003±.0010]	0.115±0.025 [.004±.0010]	0.085±0.025 [.003±.0010]
0402 [010005]	0.4±0.02 [.016±.0008]	0.2±0.02 [.008±.0008]	0.3±0.02 [.118±.0008]	0.14±0.03 [.005±.0010]	0.14±0.03 [.005±.0010]	0.17±0.03 [.006±.0010]
0603 [0201]	0.6±0.03 [.024±.0012]	0.3±0.03 [.012±.0012]	0.4±0.02 [.016±.0008]	0.15±0.03 [.006±.0012]	0.2±0.03 [.008±.0012]	0.25±0.03 [.01±.0012]

Unit mm [inch]

Multilayer Chip Ferrite Inductor
Multilayer Chip Inductor for Choke
Multilayer Chip Power Inductor
Multilayer Ultra High Q Chip Ceramic Inductor
Multilayer High Q Chip Ceramic Inductor
Multilayer Chip Ceramic Inductor
Multilayer High Frequency Chip Ceramic Inductor
Wire Wound Chip Ferrite Inductor
SMD Power Inductor

规格特性
Specifications

HQ0201Q Series

型号 Part Number	电感量 Inductance	品质因子 Min. Quality Factor	测试频率 L, Q Test Freq.	Typical Q @ Freq. (GHz)					自谐频率 Min. Self-resonant Frequency	直流电阻 Max. DC Resistance	额定电流 Max. Rated Current
				0.5	0.8	1.8	2.0	2.4			
单位 Units	nH	-	MHz	-					MHz	Ω	mA
符号 Symbol	L	Q	Freq.	Q					S.R.F	DCR	I _r
HQ0201Q0N3 □ P01	0.3	8	500	/	/	/	/	/	14000	0.02	650
HQ0201Q0N4 □ P01	0.4	8	500	/	/	/	/	/	14000	0.04	560
HQ0201Q0N5 □ P01	0.5	8	500	/	/	/	/	/	14000	0.06	560
HQ0201Q0N6 □ P01	0.6	8	500	/	/	/	/	/	14000	0.10	560
HQ0201Q0N7 □ P01	0.7	8	500	/	/	/	/	/	13000	0.15	360
HQ0201Q0N8 □ P01	0.8	8	500	12	16	21	22	23	13000	0.15	360
HQ0201Q0N9 □ P01	0.9	8	500	12	16	20	21	23	13000	0.15	360
HQ0201Q1N0 □ P01	1.0	8	500	12	15	19	20	22	12000	0.18	340
HQ0201Q1N1 □ P01	1.1	8	500	12	15	20	21	23	12500	0.18	340
HQ0201Q1N2 □ P01	1.2	8	500	12	15	19	20	22	12500	0.18	340
HQ0201Q1N3 □ P01	1.3	8	500	12	15	20	21	22	12000	0.29	330
HQ0201Q1N4 □ P01	1.4	8	500	12	15	19	20	22	12000	0.32	330
HQ0201Q1N5 □ P01	1.5	8	500	12	15	19	20	22	12000	0.32	330
HQ0201Q1N6 □ P01	1.6	8	500	12	14	19	20	21	11000	0.32	330
HQ0201Q1N7 □ P01	1.7	8	500	12	14	19	20	21	11000	0.32	330
HQ0201Q1N8 □ P01	1.8	8	500	12	14	19	20	21	10000	0.32	330
HQ0201Q1N9 □ P01	1.9	8	500	12	15	19	20	22	10000	0.32	330
HQ0201Q2N0 □ P01	2.0	8	500	12	14	19	20	22	10000	0.32	330
HQ0201Q2N1 □ P01	2.1	8	500	12	15	19	20	22	9500	0.42	260
HQ0201Q2N2 □ P01	2.2	8	500	12	14	19	20	21	9000	0.43	260
HQ0201Q2N3 □ P01	2.3	8	500	12	14	19	20	22	9000	0.45	260
HQ0201Q2N4 □ P01	2.4	8	500	12	14	19	20	21	9000	0.46	260
HQ0201Q2N5 □ P01	2.5	8	500	12	14	19	20	21	9000	0.46	260
HQ0201Q2N6 □ P01	2.6	8	500	12	15	19	20	22	8500	0.46	260
HQ0201Q2N7 □ P01	2.7	8	500	12	14	19	20	21	8500	0.46	260
HQ0201Q2N8 □ P01	2.8	8	500	12	14	19	20	22	8500	0.46	260
HQ0201Q2N9 □ P01	2.9	8	500	12	15	19	20	21	8000	0.60	240
HQ0201Q3N0 □ P01	3.0	8	500	12	15	19	20	21	8000	0.60	240
HQ0201Q3N1 □ P01	3.1	8	500	12	15	19	20	21	7500	0.60	240
HQ0201Q3N2 □ P01	3.2	8	500	12	14	18	19	21	7500	0.60	240
HQ0201Q3N3 □ P01	3.3	8	500	12	14	18	19	21	6700	0.60	240
HQ0201Q3N4 □ P01	3.4	8	500	12	14	18	19	20	6700	0.70	220
HQ0201Q3N5 □ P01	3.5	8	500	11	14	18	19	20	6700	0.70	220
HQ0201Q3N6 □ P01	3.6	8	500	11	14	18	19	20	6700	0.85	200
HQ0201Q3N7 □ P01	3.7	8	500	11	14	18	19	20	6000	0.85	200
HQ0201Q3N8 □ P01	3.8	8	500	11	14	18	19	20	5500	0.88	200
HQ0201Q3N9 □ P01	3.9	8	500	11	14	18	19	20	5500	0.88	200
HQ0201Q4N0 □ P01	4.0	8	500	11	14	18	20	20	5500	0.88	200
HQ0201Q4N1 □ P01	4.1	8	500	11	14	18	19	20	5200	0.90	180
HQ0201Q4N2 □ P01	4.2	8	500	11	14	18	19	20	5200	0.90	180
HQ0201Q4N3 □ P01	4.3	8	500	11	14	18	19	21	5200	0.90	180
HQ0201Q4N7 □ P01	4.7	8	500	11	14	18	19	21	4000	1.20	170
HQ0201Q5N1 □ P01	5.1	8	500	11	14	18	19	20	4000	1.20	160
HQ0201Q5N6 □ P01	5.6	8	500	10	13	14	18	19	4000	1.20	160
HQ0201Q6N2 □ P01	6.2	8	500	10	13	14	18	20	4000	1.30	150
HQ0201Q6N8 □ P01	6.8	8	500	10	13	14	19	20	3900	1.50	140
HQ0201Q7N5 □ P01	7.5	8	500	10	13	17	19	21	3900	1.50	140
HQ0201Q8N2 □ P01	8.2	8	500	10	13	17	19	20	3900	1.50	140
HQ0201Q9N1 □ P01	9.1	7	500	10	13	17	18	20	3700	2.00	130
HQ0201Q10N □ P01	10	7	500	10	13	17	18	19	3700	2.00	130

※ □ : 请指定电感量精度。当 L≤4.2nH 时, 选择 B=±0.1nH, C=±0.2nH 或 S=±0.3nH ; 当 4.2nH < L < 5.6nH 时, 选择 H=±3%、J=±5% 或 S=±0.3nH ; 当 L≥5.6nH 时, 选择 H=±3%、J=±5%。

※ □ : Please specify the inductance tolerance. For L≤4.2nH, choose B=±0.1nH, C=±0.2nH or S=±0.3nH; For 4.2nH < L < 5.6nH, choose, H=±3%, J=±5% or S=±0.3nH ; For L≥5.6nH, choose, H=±3%, J=±5%.

※: 请参阅“射频电感器的测量注意事项”。

※: Please refer to "Measurement Notice for RF Inductors".

规格特性
Specifications

HQ0402Q Series

型号 Part Number	电感量 Inductance	品质因子 Min. Quality Factor	测试频率 L, Q Test Freq.	Typical Q @ Freq. (GHz)					自谐频率 Min. Self-resonant Frequency	直流电阻 Max. DC Resistance	额定电流 Max. Rated Current
				0.5	0.8	1.8	2.0	2.4			
单位 Units	nH	-	MHz	-					MHz	Ω	mA
符号 Symbol	L	Q	Freq.	Q					S.R.F	DCR	I _r
HQ0402Q0N2 □◎ 01	0.2	-	500	-	-	-	-	-	17000	0.01	1000
HQ0402Q0N3 □◎ 01	0.3	-	500	-	-	-	-	-	17000	0.015	1000
HQ0402Q0N4 □◎ 01	0.4	-	500	-	-	-	-	-	17000	0.03	1000
HQ0402Q0N5 □◎ 01	0.5	-	500	-	-	-	-	-	17000	0.04	1000
HQ0402Q0N6 □◎ 01	0.6	14	500	28	31	44	48	55	17000	0.05	950
HQ0402Q0N7 □◎ 01	0.7	14	500	25	29	41	44	51	15500	0.05	900
HQ0402Q0N8 □◎ 01	0.8	14	500	23	27	39	43	48	15500	0.05	900
HQ0402Q0N9 □◎ 01	0.9	14	500	21	25	37	40	45	14600	0.05	900
HQ0402Q1N0 □◎ 01	1.0	14	500	20	24	36	39	44	13200	0.05	900
HQ0402Q1N1 □◎ 01	1.1	14	500	22	26	40	42	48	13000	0.07	850
HQ0402Q1N2 □◎ 01	1.2	14	500	20	25	37	40	46	13000	0.07	800
HQ0402Q1N3 □◎ 01	1.3	14	500	21	26	39	42	48	12700	0.08	700
HQ0402Q1N4 □◎ 01	1.4	14	500	21	25	38	42	47	12700	0.08	700
HQ0402Q1N5 □◎ 01	1.5	14	500	20	25	37	40	46	12700	0.08	700
HQ0402Q1N6 □◎ 01	1.6	14	500	19	23	35	37	42	11000	0.08	700
HQ0402Q1N7 □◎ 01	1.7	14	500	20	24	37	39	44	11000	0.08	700
HQ0402Q1N8 □◎ 01	1.8	14	500	22	28	43	46	50	10200	0.08	700
HQ0402Q1N9 □◎ 01	1.9	14	500	24	30	46	50	55	10200	0.08	700
HQ0402Q2N0 □◎ 01	2.0	14	500	22	27	41	44	48	10100	0.1	700
HQ0402Q2N1 □◎ 01	2.1	14	500	24	29	45	48	54	10100	0.1	650
HQ0402Q2N2 □◎ 01	2.2	14	500	22	27	42	45	49	9800	0.2	500
HQ0402Q2N3 □◎ 01	2.3	14	500	24	30	46	50	55	9800	0.2	450
HQ0402Q2N4 □◎ 01	2.4	14	500	20	25	39	42	46	9500	0.2	450
HQ0402Q2N5 □◎ 01	2.5	14	500	19	24	39	42	46	9500	0.2	450
HQ0402Q2N6 □◎ 01	2.6	14	500	19	24	39	42	46	9500	0.2	450
HQ0402Q2N7 □◎ 01	2.7	14	500	20	25	39	41	45	8800	0.2	450
HQ0402Q2N8 □◎ 01	2.8	14	500	19	25	40	44	47	8800	0.2	450
HQ0402Q2N9 □◎ 01	2.9	14	500	19	25	40	44	47	8800	0.2	450
HQ0402Q3N0 □◎ 01	3.0	14	500	20	26	40	43	46	8500	0.2	450
HQ0402Q3N1 □◎ 01	3.1	14	500	20	25	41	43	45	8500	0.25	400
HQ0402Q3N2 □◎ 01	3.2	14	500	20	26	41	44	47	8500	0.25	400
HQ0402Q3N3 □◎ 01	3.3	14	500	20	26	42	44	48	8200	0.25	400
HQ0402Q3N4 □◎ 01	3.4	14	500	20	26	42	44	48	8200	0.3	400
HQ0402Q3N5 □◎ 01	3.5	14	500	20	26	42	44	48	8200	0.3	350
HQ0402Q3N6 □◎ 01	3.6	14	500	20	27	42	44	48	8200	0.3	350
HQ0402Q3N7 □◎ 01	3.7	14	500	19	25	41	43	49	8200	0.35	350
HQ0402Q3N8 □◎ 01	3.8	14	500	18	23	37	39	43	8200	0.35	350
HQ0402Q3N9 □◎ 01	3.9	14	500	19	24	37	39	42	7700	0.35	350
HQ0402Q4N0 □◎ 01	4.0	14	500	18	24	38	41	44	6900	0.35	350
HQ0402Q4N1 □◎ 01	4.1	14	500	19	24	38	41	44	6900	0.35	350
HQ0402Q4N2 □◎ 01	4.2	14	500	18	23	37	39	45	6900	0.35	350
HQ0402Q4N3 □◎ 01	4.3	14	500	19	24	37	39	42	6900	0.35	350
HQ0402Q4N7 □◎ 01	4.7	14	500	18	23	36	38	41	6700	0.35	350
HQ0402Q5N1 □◎ 01	5.1	14	500	18	24	36	38	41	6600	0.35	350
HQ0402Q5N6 □◎ 01	5.6	14	500	18	24	35	37	40	6100	0.4	300
HQ0402Q6N2 □◎ 01	6.2	14	500	17	22	32	34	37	6000	0.4	300
HQ0402Q6N8 □◎ 01	6.8	14	500	17	22	33	35	37	5700	0.4	300
HQ0402Q7N5 □◎ 01	7.5	14	500	17	23	34	36	38	5600	0.5	300
HQ0402Q8N2 □◎ 01	8.2	14	500	17	21	30	31	33	5100	0.5	300
HQ0402Q9N1 □◎ 01	9.1	14	500	17	22	31	32	33	4900	0.5	300

Multilayer Chip Ferrite Inductor
Multilayer Chip Inductor for Choke
Multilayer Chip Power Inductor
Multilayer Ultra High Q Chip Ceramic Inductor
Multilayer High Q Chip Ceramic Inductor
Multilayer Chip Ceramic Inductor
Multilayer High Frequency Chip Ceramic Inductor
Wire Wound Chip Ferrite Inductor
SMD Power Inductor

规格特性
Specifications

HQ0402Q Series

型号 Part Number	电感量 Inductance	品质因子 Min. Quality Factor	测试频率 L, Q Test Freq.	Typical Q @ Freq. (GHz)					自谐频率 Min. Self-resonant Frequency	直流电阻 Max. DC Resistance	额定电流 Max. Rated Current
				0.5	0.8	1.8	2.0	2.4			
单位 Units	nH	-	MHz	-					MHz	Ω	mA
符号 Symbol	L	Q	Freq.	Q					S.R.F	DCR	I _r
HQ0402Q10N □◎ 01	10	14	500	17	22	32	33	34	4900	0.6	250
HQ0402Q11N □◎ 01	11	14	500	15	20	30	31	33	4000	0.8	250
HQ0402Q12N □◎ 01	12	14	500	17	21	30	31	32	4000	0.82	230
HQ0402Q13N □◎ 01	13	14	500	15	20	30	31	32	4000	0.99	210
HQ0402Q15N □◎ 01	15	12	500	17	21	29	30	30	4000	1.53	170
HQ0402Q16N □◎ 01	16	12	500	16	20	29	30	29	4000	1.53	170
HQ0402Q18N □◎ 01	18	12	500	17	21	29	29	29	3700	1.63	160
HQ0402Q20N □◎ 01	20	12	500	16	19	25	24	23	3000	2.26	140
HQ0402Q22N □◎ 01	22	12	500	16	19	25	24	22	3000	2.26	140
HQ0402Q24N □◎ 01	24	12	500	15	18	23	21	20	2900	2.6	120
HQ0402Q27N □◎ 01	27	12	500	15	18	22	20	17	2900	2.6	120
HQ0402Q30N □◎ 01	30	10	500	13	16	18	19	20	2600	3.2	120
HQ0402Q33N □◎ 01	33	10	300	13	16	20	19	20	2600	3.2	120
HQ0402Q36N □◎ 01	36	10	300	13	15	16	15	12	2400	3.6	110
HQ0402Q39N □◎ 01	39	10	300	13	15	16	15	10	2400	3.6	120
HQ0402Q43N □◎ 01	43	8	300	12	14	13	12	7	2100	4.0	100
HQ0402Q47N □◎ 01	47	8	300	12	14	13	11	6	2100	4.0	100
HQ0402Q51N □◎ 01	51	8	300	12	14	11	9	4	1900	4.2	100
HQ0402Q56N □◎ 01	56	8	300	12	14	10	8	-	1900	4.2	100

※ □ : 请指定电感量精度。当 L≤2.5nH 时, 选择 W=±0.05nH, B=±0.1nH, C=±0.2nH 或 S=±0.3nH; 当 2.5nH< L≤4.2nH 时, 选择 B=±0.1nH, C=±0.2nH 或 S=±0.3nH; 当 4.2nH< L< 5.6nH 时, 选择 H=±3%, J=±5% 或 S=±0.3nH; 当 L≥5.6nH 时, 选择 H=±3%, J=±5%。
 ※ □ : Please specify the inductance tolerance. For L≤2.5nH, choose W=±0.05nH, B=±0.1nH, C=±0.2nH or S=±0.3nH; For 2.5nH< L≤4.2nH, choose B=±0.1nH, C=±0.2nH or S=±0.3nH; For 4.2nH< L< 5.6nH, choose, H=±3%, J=±5% or S=±0.3nH; For L≥5.6nH, choose, H=±3%, J=±5%。
 ※ ◎ : 对于 0402 的产品, 请注明包装: T 指纸带, P 指塑料带载体包装。
 ※ ◎ : For the product of 0402, please specify the Packing: T means Paper Tape, P means Plastic Tape Carrier Package.
 ※ : 请参阅“射频电感器的测量注意事项”。
 ※ : Please refer to "Measurement Notice For RF Inductors".

HQ0603Q Series

型号 Part Number	电感量 Inductance	品质因子 Min. Quality Factor	测试频率 L, Q Test Freq.	Typical Q @ Freq. (GHz)					自谐频率 Min. Self-resonant Frequency	直流电阻 Max. DC Resistance	额定电流 Max. Rated Current
				0.5	0.8	1.8	2.0	2.4			
单位 Units	nH	-	MHz	-					MHz	Ω	mA
符号 Symbol	L	Q	Freq.	Q					S.R.F	DCR	I _r
HQ0603Q0N5 □ T01	0.5	20	500	-	-	-	-	-	20000	0.04	1100
HQ0603Q0N6 □ T01	0.6	20	500	-	-	-	-	-	20000	0.04	1100
HQ0603Q0N7 □ T01	0.7	20	500	-	-	-	-	-	20000	0.04	1100
HQ0603Q0N8 □ T01	0.8	20	500	-	-	-	-	-	18000	0.04	1100
HQ0603Q0N9 □ T01	0.9	20	500	-	-	-	-	-	18000	0.04	1100
HQ0603Q1N0 □ T01	1.0	20	500	47	60	92	99	110	16000	0.04	1100
HQ0603Q1N1 □ T01	1.1	20	500	46	58	90	95	104	14000	0.04	1100
HQ0603Q1N2 □ T01	1.2	20	500	45	56	88	92	100	13000	0.04	1100
HQ0603Q1N3 □ T01	1.3	20	500	45	56	88	93	102	13000	0.04	1100
HQ0603Q1N4 □ T01	1.4	20	500	42	55	89	95	103	12000	0.04	1100
HQ0603Q1N5 □ T01	1.5	20	500	42	54	86	90	100	12000	0.05	1000
HQ0603Q1N6 □ T01	1.6	20	500	41	52	80	83	92	10000	0.05	1000
HQ0603Q1N7 □ T01	1.7	20	500	39	49	75	79	86	10000	0.07	800
HQ0603Q1N8 □ T01	1.8	20	500	38	45	72	75	81	10000	0.08	800
HQ0603Q1N9 □ T01	1.9	20	500	36	46	71	74	81	10000	0.12	600
HQ0603Q2N0 □ T01	2.0	20	500	36	45	68	70	77	9000	0.12	600
HQ0603Q2N1 □ T01	2.1	20	500	36	45	67	71	76	9000	0.12	600
HQ0603Q2N2 □ T01	2.2	20	500	36	45	67	69	76	9000	0.12	600

规格特性
Specifications

HQ0603Q Series

型号 Part Number	电感量 Inductance	品质因子 Min. Quality Factor	测试频率 L, Q Test Freq.	Typical Q @ Freq. (GHz)					自谐频率 Min. Self-resonant Frequency	直流电阻 Max. DC Resistance	额定电流 Max. Rated Current
				0.5	0.8	1.8	2.0	2.4			
单位 Units	nH	-	MHz	-					MHz	Ω	mA
符号 Symbol	L	Q	Freq.	Q					S.R.F	DCR	Ir
HQ0603Q2N3 □ T01	2.3	20	500	37	46	68	71	76	9000	0.12	600
HQ0603Q2N4 □ T01	2.4	20	500	39	48	72	75	82	9000	0.12	600
HQ0603Q2N5 □ T01	2.5	20	500	38	47	70	73	80	9000	0.12	600
HQ0603Q2N6 □ T01	2.6	20	500	35	43	64	66	72	9000	0.12	600
HQ0603Q2N7 □ T01	2.7	20	500	36	44	65	68	73	9000	0.12	600
HQ0603Q2N8 □ T01	2.8	20	500	34	43	63	65	70	8000	0.12	600
HQ0603Q2N9 □ T01	2.9	20	500	36	45	65	66	72	8000	0.12	600
HQ0603Q3N0 □ T01	3.0	20	500	36	44	65	66	72	8000	0.12	600
HQ0603Q3N1 □ T01	3.1	20	500	34	42	62	64	69	7500	0.17	500
HQ0603Q3N2 □ T01	3.2	20	500	33	42	63	66	72	7000	0.17	500
HQ0603Q3N3 □ T01	3.3	20	500	34	45	73	77	89	7000	0.17	500
HQ0603Q3N4 □ T01	3.4	20	500	33	41	59	61	66	7000	0.17	500
HQ0603Q3N5 □ T01	3.5	20	500	33	41	59	61	65	7000	0.17	500
HQ0603Q3N6 □ T01	3.6	20	500	32	42	59	61	65	7000	0.17	500
HQ0603Q3N7 □ T01	3.7	20	500	32	40	59	60	65	7000	0.17	500
HQ0603Q3N8 □ T01	3.8	20	500	31	38	60	62	70	7000	0.17	500
HQ0603Q3N9 □ T01	3.9	20	500	30	39	61	64	72	7000	0.17	500
HQ0603Q4N0 □ T01	4.0	20	500	33	41	59	61	66	7000	0.17	500
HQ0603Q4N1 □ T01	4.1	20	500	30	38	56	58	62	7000	0.17	500
HQ0603Q4N2 □ T01	4.2	20	500	31	39	57	59	63	7000	0.17	500
HQ0603Q4N3 □ T01	4.3	20	500	32	40	58	59	64	7000	0.17	500
HQ0603Q4N4 □ T01	4.4	20	500	32	40	58	59	64	7000	0.25	400
HQ0603Q4N5 □ T01	4.5	20	500	32	40	58	59	64	7000	0.25	400
HQ0603Q4N6 □ T01	4.6	20	500	32	40	58	59	64	7000	0.25	400
HQ0603Q4N7 □ T01	4.7	20	500	31	39	58	58	63	7000	0.25	400
HQ0603Q4N8 □ T01	4.8	20	500	31	39	58	58	63	5500	0.25	400
HQ0603Q4N9 □ T01	4.9	20	500	31	39	58	58	63	5500	0.25	400
HQ0603Q5N0 □ T01	5.0	20	500	31	39	58	58	63	5500	0.25	400
HQ0603Q5N1 □ T01	5.1	20	500	32	39	55	56	59	5500	0.25	400
HQ0603Q5N6 □ T01	5.6	20	500	32	40	56	57	57	5500	0.25	400
HQ0603Q6N2 □ T01	6.2	20	500	29	36	51	52	55	5500	0.25	400
HQ0603Q6N8 □ T01	6.8	20	500	29	36	50	51	53	5500	0.30	400
HQ0603Q7N5 □ T01	7.5	20	500	28	36	50	52	53	4500	0.30	400
HQ0603Q8N2 □ T01	8.2	20	500	29	37	51	51	52	4500	0.40	300
HQ0603Q9N1 □ T01	9.1	20	500	27	35	48	50	51	4500	0.40	300
HQ0603Q10N □ T01	10	20	500	28	36	48	49	47	4500	0.40	300
HQ0603Q11N □ T01	11	20	500	28	36	48	49	47	4000	0.50	300
HQ0603Q12N □ T01	12	20	500	29	36	48	49	48	4000	0.50	300
HQ0603Q13N □ T01	13	20	500	28	35	45	46	43	4000	0.50	300
HQ0603Q15N □ T01	15	20	500	27	34	41	40	37	3500	0.7	300
HQ0603Q16N □ T01	16	20	500	27	34	41	40	36	3500	0.8	250
HQ0603Q18N □ T01	18	20	500	28	35	41	39	35	3500	0.8	250
HQ0603Q20N □ T01	20	20	500	26	33	38	37	30	3000	0.8	250
HQ0603Q22N □ T01	22	20	500	25	31	35	33	29	3000	0.82	250
HQ0603Q24N □ T01	24	15	500	27	32	32	29	22	2000	1.6	170
HQ0603Q27N □ T01	27	15	500	25	30	29	25	17	2000	1.6	170
HQ0603Q30N □ T01	30	12	500	27	31	26	21	11	1700	2.0	150
HQ0603Q33N □ T01	33	12	300	26	31	23	19	8	1700	2.0	150
HQ0603Q36N □ T01	36	12	300	24	28	20	13	-	1500	2.0	150
HQ0603Q39N □ T01	39	12	300	25	29	17	11	-	1500	2.0	150

Multilayer Chip Ferrite Inductor
Multilayer Chip Inductor for Choke
Multilayer Chip Power Inductor
Multilayer Ultra High Q Chip Ceramic Inductor
Multilayer High Q Chip Ceramic Inductor
Multilayer Chip Ceramic Inductor
Multilayer High Frequency Chip Ceramic Inductor
Wire Wound Chip Ceramic Inductor
Wire Wound Chip Ferrite Inductor
SMD Power Inductor

规格特性 Specifications

HQ0603Q Series

型号 Part Number	电感量 Inductance	品质因子 Min. Quality Factor	测试频率 L, Q Test Freq.	Typical Q @ Freq. (GHz)					自谐振频率 Min. Self- resonant Frequency	直流电阻 Max. DC Resistance	额定电流 Max. Rated Current
				0.5	0.8	1.8	2.0	2.4			
单位 Units	nH	-	MHz	-					MHz	Ω	mA
符号 Symbol	L	Q	Freq.	Q					S.R.F	DCR	I _r
HQ0603Q43N □ T01	43	12	300	25	28	15	10	-	1300	2.5	130
HQ0603Q47N □ T01	47	12	300	25	28	14	7	-	1300	2.5	130
HQ0603Q51N □ T01	51	12	300	25	29	12	6	-	1200	2.5	130
HQ0603Q56N □ T01	56	12	300	24	27	10	2	-	1200	2.5	130
HQ0603Q62N □ T01	62	12	300	22	25	7	1	-	1100	5	100
HQ0603Q68N □ T01	68	12	300	21	24	2	-	-	1100	5	100
HQ0603Q75N □ T01	75	10	300	22	24	1	-	-	1100	5	100
HQ0603Q82N □ T01	82	10	300	20	20	-	-	-	1000	5	100
HQ0603Q91N □ T01	91	10	300	19	19	-	-	-	1000	7	80
HQ0603QR10 □ T01	100	10	300	18	17	-	-	-	900	7	80
HQ0603QR11 □ T01	110	10	300	19	18	-	-	-	900	8	80
HQ0603QR12 □ T01	120	10	300	18	17	-	-	-	800	8	80
HQ0603QR13 □ T01	130	7	100	16	14	-	-	-	700	8	80
HQ0603QR15 □ T01	150	7	100	17	13	-	-	-	700	8	80

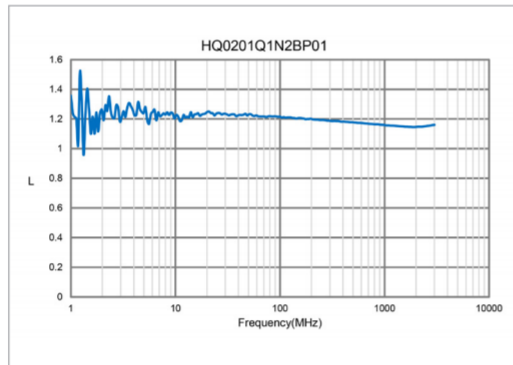
※ □: 请指定电感量精度。当 $L \leq 4.2\text{nH}$ 时, 选择 $B = \pm 0.1\text{nH}$, $C = \pm 0.2\text{nH}$ 或 $S = \pm 0.3\text{nH}$; 当 $L > 4.2\text{nH}$ 时, 选择 $H = \pm 3\%$ 、 $J = \pm 5\%$ 。
※ □: Please specify the inductance tolerance. For $L \leq 4.2\text{nH}$, choose $B = \pm 0.1\text{nH}$, $C = \pm 0.2\text{nH}$ or $S = \pm 0.3\text{nH}$; For $L > 4.2\text{nH}$ choose, $H = \pm 3\%$, $J = \pm 5\%$.

※: 请参阅“射频电感器的测量注意事项”。
※: Please refer to "Measurement Notice For RF Inductors".

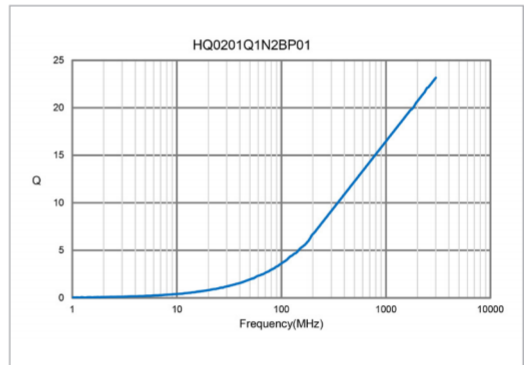
电气特性 Typical Electrical Characteristics

HQ0201Q Series

Inductance-Frequency Characteristics(Typ.)

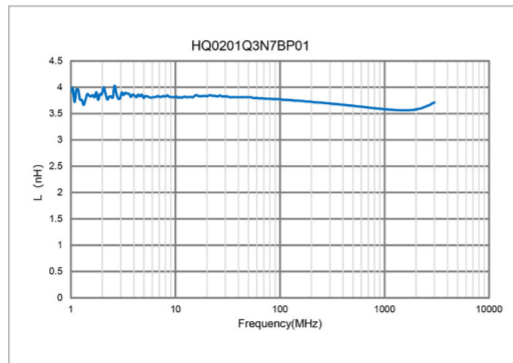


Q-Frequency Characteristics(Typ.)

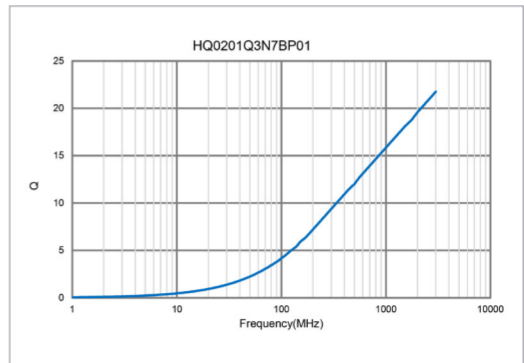


HQ0201Q Series

Inductance-Frequency Characteristics(Typ.)

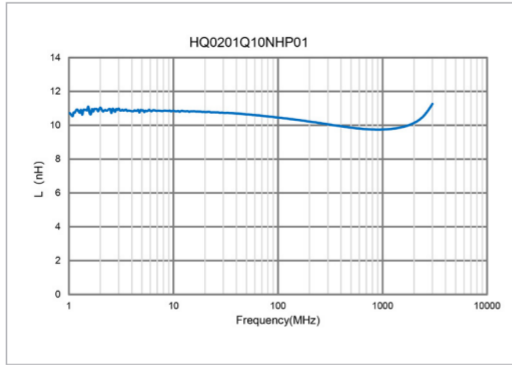


Q-Frequency Characteristics(Typ.)

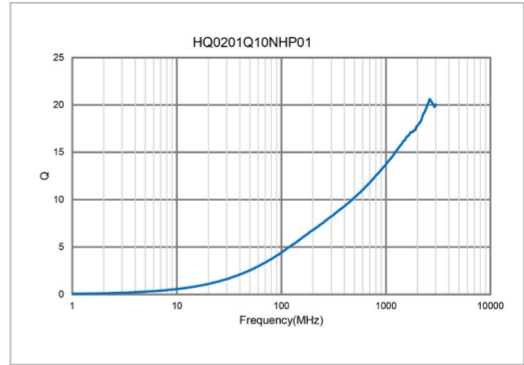


电气特性
Typical
Electrical
Characteristics

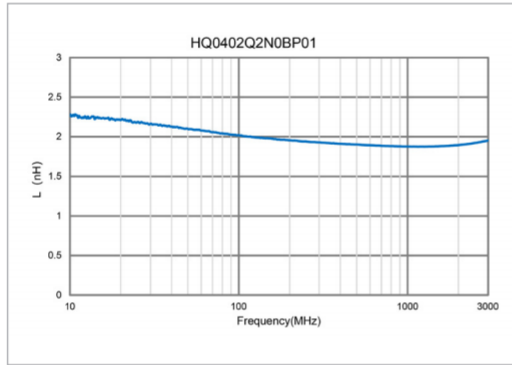
HQ0201Q Series
Inductance-Frequency Characteristics(Typ.)



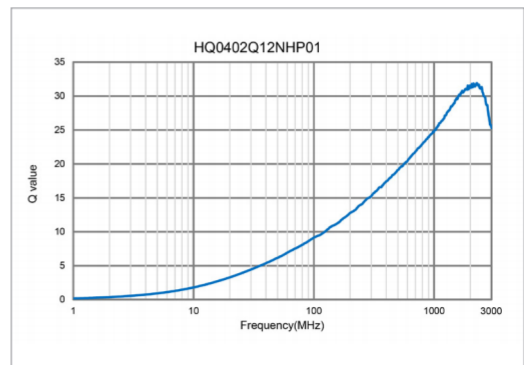
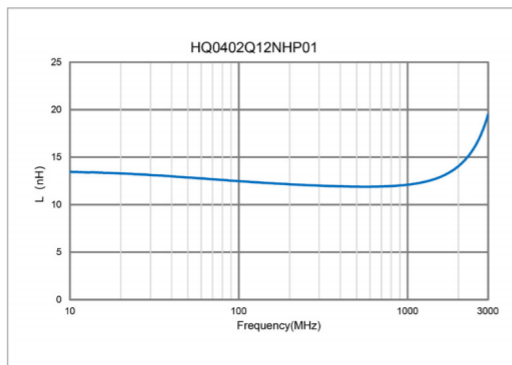
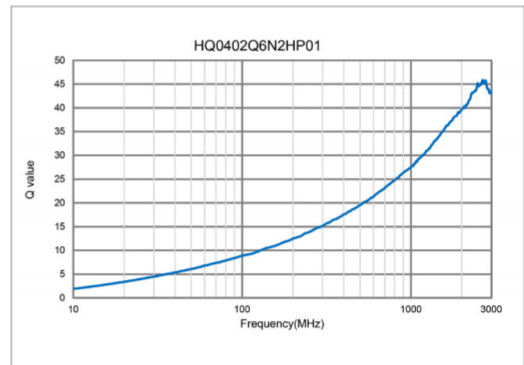
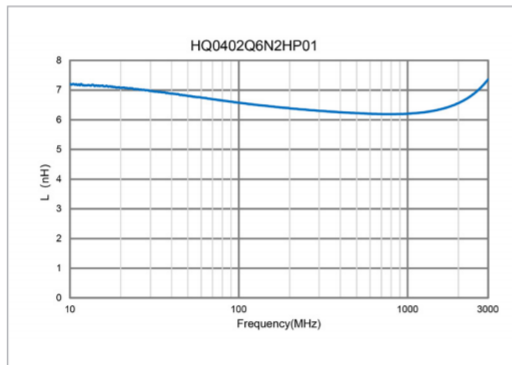
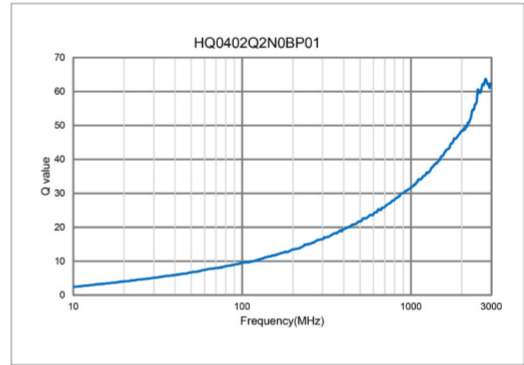
Q-Frequency Characteristics(Typ.)



HQ0402Q Series
Inductance vs. Frequency Characteristics



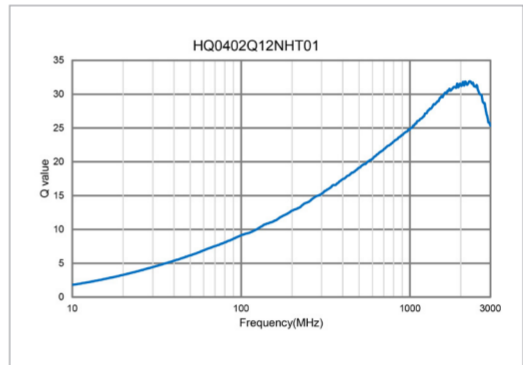
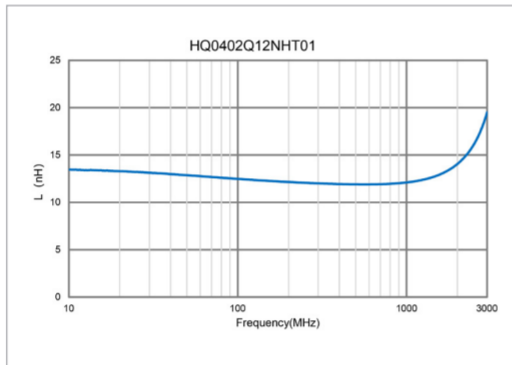
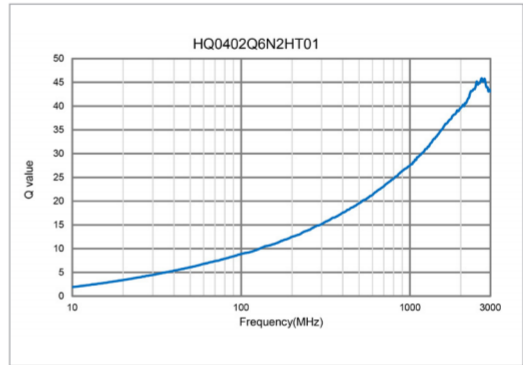
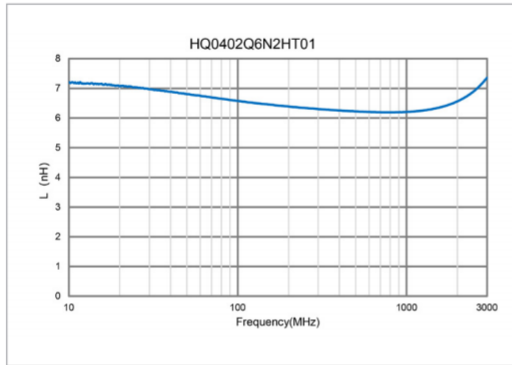
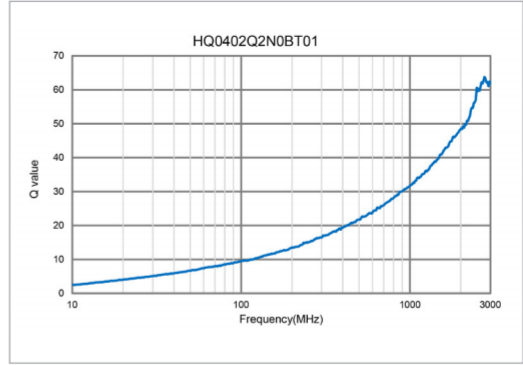
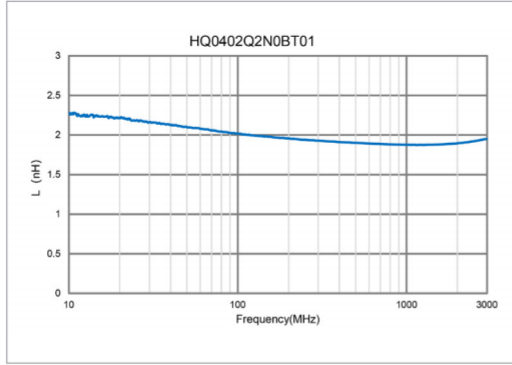
Q vs. Frequency Characteristics



电气特性
Typical
Electrical
Characteristics

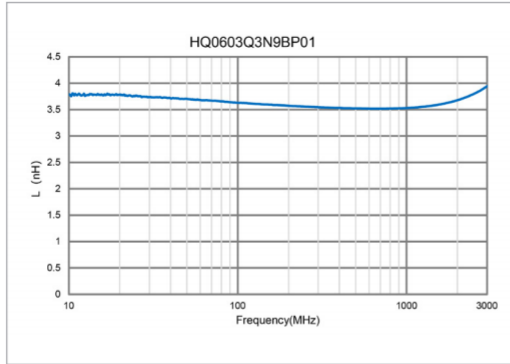
HQ0402Q Series
Inductance vs. Frequency Characteristics

Q vs. Frequency Characteristics

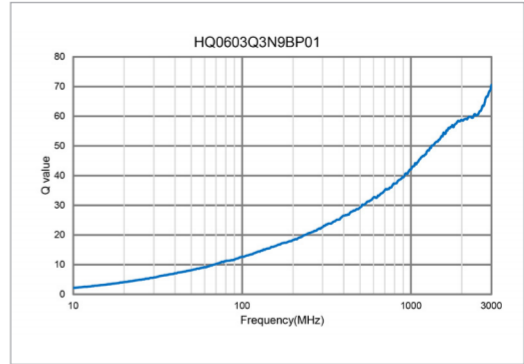


电气特性
Typical
Electrical
Characteristics

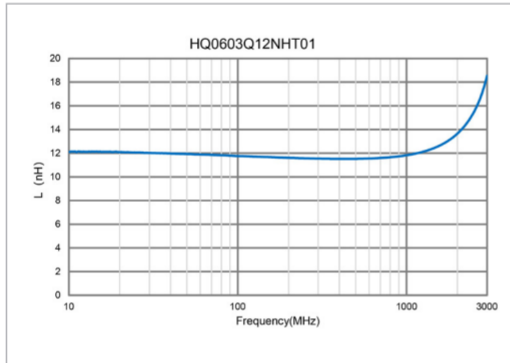
HQ0603Q Series
Inductance vs. Frequency Characteristics



Q vs. Frequency Characteristics



HQ0603Q Series
Inductance vs. Frequency Characteristics



Q vs. Frequency Characteristics

